

# GKS 050/075/100/135/550

ICT-/FCT Test Probes  
for Bead Probes Contacting

## Grid:

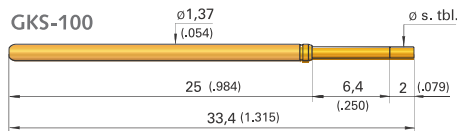
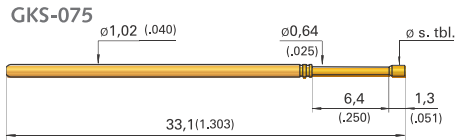


≥ 1,27 / 1,91 / 2,54 mm

≥ 50 / 75 / 100 Mil

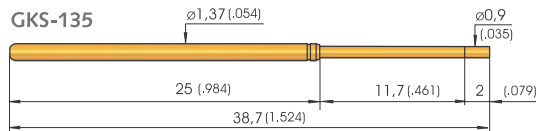
Installation height with KS: 16 mm (.630) / variable

Recommended stroke: 4,3 mm (.169)

## Mounting and functional dimensions



## Long-stroke test probe for dual-stage fixtures



Available tip styles GKS-050/550			
Material	Style	Ø (inch)	Plating
3	02	Ø 0,60 (.024)	A
3	60	Ø 0,50 (.020)	A

Available tip styles GKS-050/550			
Material	Tip style	Ø (inch)	Plating
3	60 Distance between points: 0,20 mm	Ø 0,60 (.024)	A
3	60 Distance between points: 0,25 mm	Ø 0,90 (.035)	A
3	79	Ø 0,50 (.020)	A

Available tip styles GKS-075			
Material	Style	Ø (inch)	Plating
3	02	Ø 0,90 (.035)	A
3	60 Distance between points: 0,20 mm	Ø 0,64 (.025)	A

Available tip styles GKS-075			
Material	Tip style	Ø (inch)	Plating
3	60 Distance between points: 0,20 mm	Ø 0,90 (.035)	A
3	79	Ø 0,64 (.025)	A

Available tip styles GKS-100			
Material	Style	Ø (inch)	Plating
3	02	Ø 0,90 (.035)	A
3	02	Ø 1,50 (.060)	A
3	60 Distance between points: 0,20 mm	Ø 0,64 (.025)	A

Available tip styles GKS-100			
Material	Tip style	Ø (inch)	Plating
3	60 Distance between points: 0,20 mm	Ø 0,90 (.035)	A
3	79	Ø 0,64 (.025)	A
3	79	Ø 0,90 (.035)	A

Available tip styles GKS-135			
Material	Style	Ø (inch)	Plating
3	02	Ø 0,90 (.035)	A
3	60 Distance between points: 0,20 mm	Ø 0,90 (.035)	A

## Mechanical data

Work. stroke: 050/075/100/550 4,3 mm (.169)

Max. stroke: 050/075/100/550 6,35 mm (.250)

Work. stroke: 135 9,3 mm (.366)

Max. stroke: 135 11,5 mm (.453)

## Spring force of GKS-050/550:

Spring force at work, stroke: 1,5 N (5.4oz)

Alternative: 1,0 N (3.6oz); 2,0 N (7.2oz) (not for GKS-550)

## Spring force of GKS-075:

Spring force at work, stroke: 1,5 N (5.4oz)

Alternative: 1,0 N (3.6oz); 2,0 N (7.2oz); 2,8 N (10.1oz)

## Materials

Plunger: BeCu, gold-plated

Barrel: Nickel-silver or Bronze, gold-plated

Spring: Steel, gold-plated

Receptacle: Nickel-silver or brass, gold-plated

## Spring force of GKS-100:

Spring force at work, stroke: 1,5 N (3.6oz)

Alternative: 2,0 N (7.2oz); 3,0 N (10.8oz)

## Spring force of GKS-135:

Spring force at work, stroke: 1,5 N (5.4oz)

Alternative: 2,0 N (7.2oz); 3,0 N (10.8oz)

## Operating temperature

Standard: -40° up to +80° C

## Note:

Collar height and installation height, receptacles, electrical data, mounting hole size: see compatible standard probe series.

## Ordering example

Test probes:

Series	Tip material 3 = BeCu	Tip style	Tip diameter (1/100 mm)	Plating A = Gold N = Nickel	Spring force (dN)	Collar height (mm)	
G K S	0 5 0	3	6 0	0 6 0	A	1 5	0 0
G K S	5 5 0	3	6 0	0 6 0	A	1 5	0 0
G K S	0 7 5	3	6 0	0 9 0	A	2 0	0 0
G K S	1 0 0	3	6 0	0 9 0	A	2 0	0 0
G K S	1 3 5	3	6 0	0 9 0	A	2 0	0 0