

GKS 135

Long-stroke Test Probe for Dual-stage Fixtures

Grid:


≥ 2,54 mm

≥ 100 Mil

Installation height with KS: 15,8 - 21,3 mm (.622 / .839) / variable

Recommended stroke: 9,3 mm (.366)

Mounting and functional dimensions

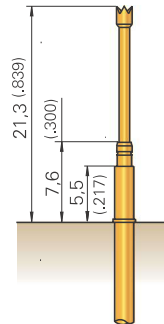


GKS -135

Collar height and installation height

The installation height of the test probe is determined by the collar height of the receptacle (KS).

Designation	Install. height with KS
KS-100 47 05	15,8 mm (.622)
KS-100 47 25	18,3 mm (.720)
KS-100 47 40	19,8 mm (.780)
KS-100 47 (G)	21,3 mm (.839) var.



Application example with KS - 100 47

Available tip styles

Material	Tip style	Plating	Further versions	
			∅	∅ (inch)
2	01	A	∅ 0,90 (.035)	
3	02	A	∅ 0,90 (.051)	
3	03	A	∅ 1,30 (.035)	
2	04	A	∅ 1,30 (.051)	
3	06	A	∅ 1,30 (.051)	
3	06	A	∅ 1,50 (.059)	
3	07	A	∅ 1,50 (.059)	2,50 (.098)
2	09*	N	∅ 0,50 (.020)	
2	14	A	∅ 0,50 (.020)	
2	14	A	∅ 1,30 (.051)	
2	14	A	∅ 1,50 (.059)	
2	25	A	∅ 1,30 (.051)	
2	91	A	∅ 0,90 (.035)	
2	97	A	∅ 0,90 (.035)	

* installation height with KS-100 47: 23,3 mm (.917) maximum stroke: 11,0 mm (.433)

Mechanical data

Working stroke: 9,3 mm (.366)
Maximum stroke: 11,5 mm (.453)
Spring force at work. stroke: 2,0 N (7.2oz)
Alternative: 1,5 N (5.4oz); 3,0 N (10.8oz)

Materials

Plunger: Steel or BeCu, gold- or nickel-plated
Barrel: Nickel-silver or Bronze, gold-plated
Spring: Steel, gold-plated

Note:

Receptacles in the series KS-100 (shown on page 29) are used for the GKS-135 test probes series.

Electrical data

Current rating: 5 - 8 A
R_i typical: < 30 mΩ

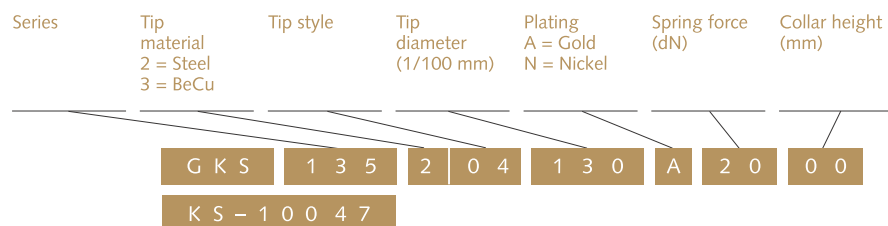
Mounting hole size

see GKS-100 series, shown on page 28

Operating temperature

Standard: -40° up to +80° C

Ordering example



Test probe:

Receptacle: