

# GKS 714 / 098

Non-Rotating Test Probe

**Grid:**

≥ 5,08 mm

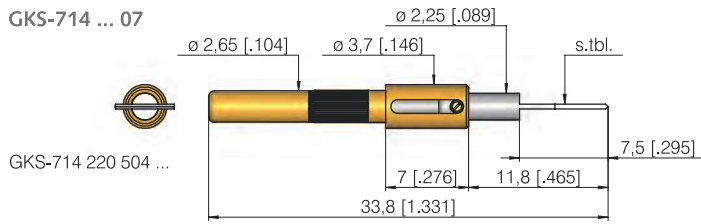
≥ 200 Mil

**Installation height:** see below

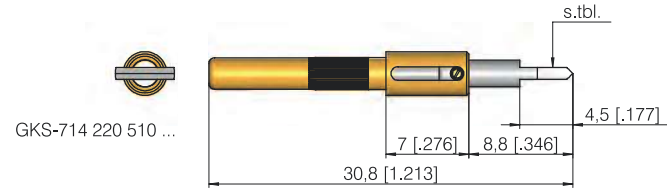
**Recommended stroke:** 4,0 / 6,0 mm (.157 / .236)

## Mounting and functional dimensions

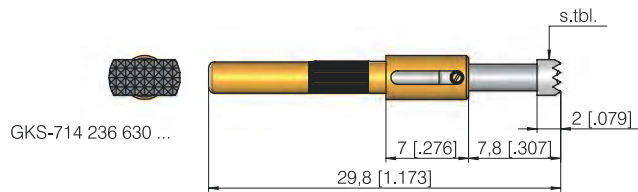
GKS-714 ... 07



GKS-714 220 504 ...

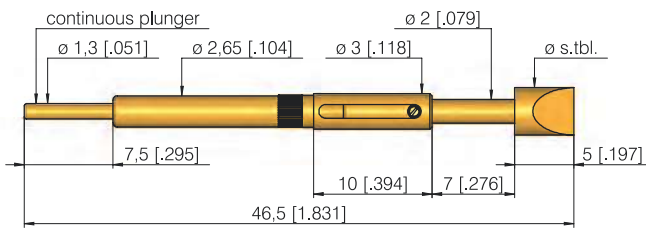


GKS-714 220 510 ...

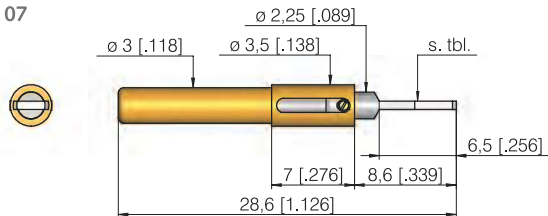


GKS-714 236 630 ...

GKS-714 ... 10



GKS-098 ... 07



### Mechanical data

**Spring force at work, stroke:** 1,5 N (5.4oz)  
**alternativ:** 3,0 N (10.8oz); 5,0 N (18.1oz)

	714...07	714...10	098...07
<b>Working stroke</b>	4,0 mm (.157)	6,0 mm (.236)	4,0 mm (.157)
<b>Maxim. stroke</b>	5,0 mm (.197)	7,0 mm (.276)	5,0 mm (.197)

### Electrical data

**Current rating:** 8 - 10 A  
**R<sub>i</sub> typical:** < 30 mΩ

### Operating temperature

**Standard:** -40° up to +80° C

### Material

**Plunger:** Steel or BeCu, gold- or rhodium-plated  
**Barrel:** Brass, gold-plated  
**Spring:** Steel, gold-plated  
**Receptacle:** Brass, gold-plated

### Mounting hole size for GKS-714

**with receptacle:** ∅ 2,98 - 2,99 mm (.1173 - .1177)  
**without receptacle:** ∅ 2,66 mm (.1047)

### Mounting hole size for GKS-098

**with receptacle:** ∅ 3,48 - 3,49 mm (.1370 - .1374)

### Collar height and Installation height

The installation height at the tip (dimension without KS) is determined by the collar height and the tip length (see table "Available tip styles").

### Note:

Receptacles from the KS-714 23 series are used for the test probes series 714 (dimensions same as KS-113 23, see page 68).

KS-103 23 receptacles (show on page 70) are used for test probes in the series GKS-098.

## Available tip styles

GKS-714 ... 07

Material	Tip style	Plating	Install. and Functional Dim.	
			Collar height	Install. height
2 20		R	E 07	18,8 (.740)
2 20		R	E 07	15,8 (.622)
2 36		R	E 07	14,8 (.583)

## Available tip styles

GKS-714 ... 10

Material	Tip style	Plating	Install. and Functional Dim.	
			Collar height	Install. height
2 22		A	E 10	22,0 (.866)
2 23		A	E 10	22,0 (.866)
2 23		A	E 10	22,0 (.866)

## Available tip styles

GKS-098 ... 07

Material	Tip style	Plating	Install. and Functional Dim.	
			Collar height	Install. height
3 29		R	E 07	15,5 (.610)

## Ordering example

Series	Tip material	Tip style	Tip diameter (1/100 mm)	Plating	Spring force (dN)	Collar height (mm)
	2 = Steel 3 = BeCu			A = Gold R = Rhodium		

Test probe:

G K S 7 1 4 2 2 0 5 0 4 R 1 5 0 7

Test probe:

G K S 0 9 8 3 2 9 3 0 0 R 1 5 0 7

Lamellar plug for type 714 E10:

S E - 5 0 3 (cannot be used with KS)

Receptacle for GKS 714:

K S - 7 1 4 2 3

Receptacle for GKS 098:

K S - 1 0 3 2 3