

# MCX Signal Conductor Jack

up to 6 GHz  
(50 Ω)

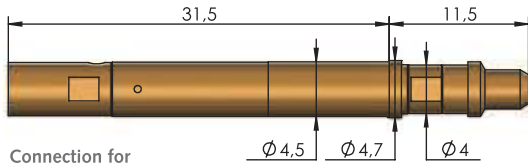
HFS-860 / HFS-860 M

Series:

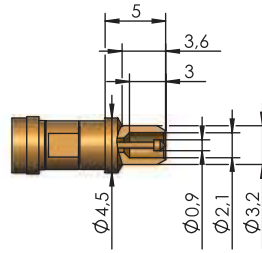
Available  
Tip Styles:

Ordering Description:

HFS-860 ...



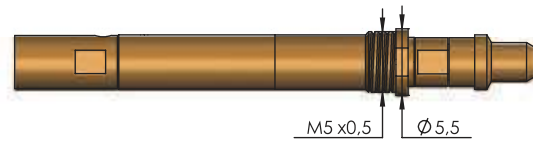
Connection for  
MCX Plug



HFS-860 308 090 A **xx** 42 X  
HFS-860 308 090 A **xx** 42 X M

**Note:** Version with pre-centering on the inner side of the Connector Outer Contact. Centering range:  $\pm 0.6$  mm

HFS-860 ... M (\*)



## Spring force rating

The spring-loaded Inner and Outer Conductors are available with different spring forces. The ordering description is derived by adding up the individual values.

	HFS-860 HFS-860 M			
Spring Force of Inner Conductor (N)	1.3	2.0	1.3	2.0
Spring Force of Outer Conductor (N)	4.0	6.0	8.0	8.0
<b>Character for ordering</b>	<b>53</b>	<b>80</b>	<b>93</b>	<b>99</b>

## Mechanical Data

HFS-860 and HFS-860 M

	Outer Cond.	Inner Cond.
<b>Working Stroke:</b>	4.0 mm	2.0 mm
<b>Maximum Stroke:</b>	5.0 mm	3.7 mm

## Note: (\*)

For usage in the case of vibration, shaking, snapping or assembly upside down.