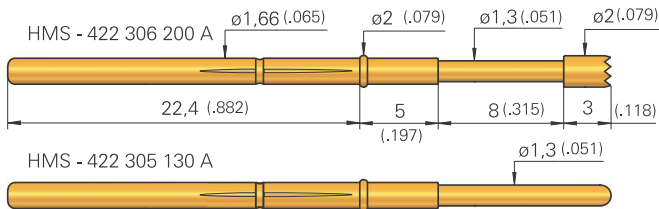
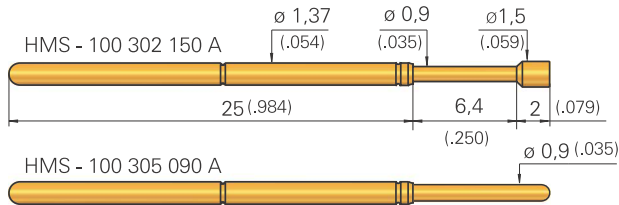
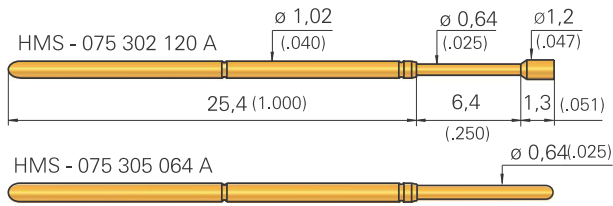


Stroke Measurement Probe



Description measurement probe

Test probe for checking the stroke of a test fixture. Procedure:

1. Install HMS instead of standard probe
2. Activate test fixture which compresses the plunger of the HMS. Crimps on the barrel of the probe hold the plunger down in the activated position.
3. After de-activating the test fixture, the stroke can now be measured on the compressed plunger.

Note: The plunger can easily be retracted and the probe re-used many times.

Application area

Tip style "05":

- For contacting test pads

Tip styles "02" / "06"

- For contacting component pins

Further versions or series available upon request.

Ordering example

Stroke measurement probe:

Series	Tip material 3 = BeCu	Tip style	Tip diameter (1/100 mm)	Plating A = Gold
HMS	075	305	064	A
HMS	100	302	150	A
HMS	422	306	200	A